

Powerpole® Paks are high impact and corrosion-resistant black thermoplastic outer shells for containing our 10 to 45 amp Powerpole® connectors. They allow easy connection and disconnection of electrical equipment in commercial and industrial applications. Cable clamps provide strain relief and integral latches prevent accidental disconnection of your equipment. The three housings – Plug With Latch, Plug Without Latch, and Snap-In Receptacle – accommodate 2 to 10 circuits for orderly cable management and “clean looking” connectors.

FEATURES

- Positive latching**
Provides security in applications where shock and/or vibration may be severe
- Variety of contact sizes**
Enables flexibility in wiring sizes and allows customization
- Integral strain relief**
Organizes individual wires and reduces risk of wire breakage



PRODUCT SPECIFICATIONS

Connector Model	PP10P&S	PP15	PP30	PP30P&S	PP45	Material Properties
UL Current Rating (Amperes)*	10	15	30	30****	45	Powerpole Pak Housing Polycarbonate, UL94 V-0
UL Voltage Ratings (Volts)**	600*					Powerpole Housing Polycarbonate, UL94 V-0
Contact Barrel Wire Size (AWG) (mm ²)	#14 / #16 2 to 1.3	#16 / #20 1.3 to .5	#12 / #16 3.3 to 1.3	#10 5.3	#10 / #14 5.3 to 2.1	Powerpole Contacts Base metal copper
Maximum Wire Insulation Diameter (inches) (mm)	0.137 3.48	0.175 4.45	0.175 4.45	0.175 4.45	0.175 4.45	Plating Wire contacts - tin or silver
AVG Contact Resistance* (micro-ohms)	2200	875	600	600	525	Powerpole Springs Stainless steel
Insulation Withstanding Test Voltage (Volts AC/D)	2200					
Contact Retention Force (lbs)	25	25	25	25	35	
Avg. Connection/Disconnect (lbs)	5	3	3	3	3	
Operating Temperature Range °C***	-20° to 105°					
°F	-4° to 221°					
Flammability Rating of Housing Material	UL94 V-0					

* UL Rated for 65°C rated wire or cable size
 ** Both AC & DC Voltage
 *** Contact factory for higher temperature rated connectors
 **** Based on 10 AWG

ORDERING INFORMATION

Plug Without Latch

Includes Plug Housing, 30 amp black Powerpole® connectors and Cable Clamp Hardware Pak.

Part Number	Number of Poles
1450G2	2
1451G2 (female)	3
1451G6 (male)	3
1452G2	4
1453G2	6
1454G2	8

Note: The recommended tightening torque for conduit/cable clamp screws is 5in.lb max. – over-tightening may cause stripping to occur.

Shell Housing Only, Plug Without Latch

Part Number	Number of Poles
1461G1	2, 3, 4
1461G2	5, 6
1461G3	7, 8

Plug With Latch

Includes Plug Housing, 30 amp black Powerpole® connectors and Cable Clamp Hardware Pak.

Part Number	Number of Poles
1450G3	2
1451G3 (male)	3
1452G3	4
1453G3	6
1454G3	8

Note: The recommended tightening torque for conduit/cable clamp screws is 5in.lb max. – over-tightening may cause stripping to occur.

Shell Housing Only, Plug With Latch

Part Number	Number of Poles
1460G1	2, 3, 4
1460G2	5, 6
1460G3	7, 8
1460G4	9, 10

Snap-in Receptacle

Includes Snap-in Housing, 30 amp black Powerpole® connectors and Retaining Pin(s).

Part Number	Number of Poles
1450G1	2
1451G1 (female)	3
1452G1	4
1453G1	6
1454G1	8

Shell Housing Only, Snap-in Receptacle

Part Number	Number of Poles
1470G1	2, 3, 4
1470G2	5, 6
1470G3	7, 8
1470G4	9, 10

... continued on back page

ORDERING INFORMATION

Accessories

Cable Clamp Hardware Pak

Part Number	Maximum Number of Poles
115G1	4
115G2	6
115G3	8
115G4	10

Cable Clamp Hardware Pak for Plug With Latch or Plug Without Latch – includes cable clamp, 2 screws & retaining pin(s) for strain relief.

Retaining Pins for Snap-in Receptacle

Part Number	Number of Pins Required
110G9	1 Required for a 4 Pole
110G9	2 Required for a 6 Pole
110G9	3 Required for a 8 pole
110G9	4 Required for a 10 pole

Flexible Conduit Hardware Pak

Part Number	Maximum Number of Poles
110G10	4
110G11	6
110G15	8

Flexible Conduit Hardware Pak for Plug With Latch and Plug without Latch – includes conduit clamp, 2 screws & retaining pin(s) for capturing flexible conduit at back end of plug.

Tooling

Part Number	Description
111038G2	Contact insertion/extraction tool
1309G1	Hand tool - #14 to #16
1309G2	Hand tool #12 to #20
1309G3	Hand tool for p/n 261G2-LPBK
1309G5	Hand tool for p/n 200G2L & 201G2H

tooling continued

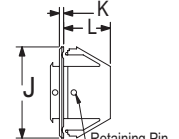
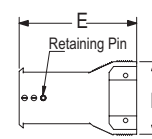
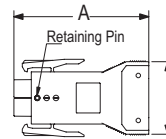
Part Number	Description
1396G1	Hand Tool
1387G1	Pneumatic Tool
1388G8	- Die #10
1389G8	- Locator #10
260G1	Applicator only (110V & 220V)
260G3	Applicator only (110V & 220V)
260G14*	Applicator only (110V & 220V)
260G15*	Applicator only (110V & 220V)
260G18**	Applicator only (110V & 220V)
280G1	Applicator and press (110V, 60Hz)
280G2	Applicator and press (110V, 60Hz)
250G1	Press only (110V, 60Hz)
280G4	Applicator and press (220V, 50Hz)
250G2	Press only (220V, 50Hz)

* Denotes mini-style applicator for use with existing "K" or "T" press
 ** Denotes mini-style applicator for use with existing "K" or "T" and "G" press

DIMENSIONS

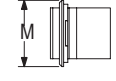
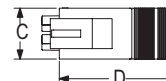
Plug with Latch

Pole	-A-		-B-		-C-		-D-	
	mm	in.	mm	in.	mm	in.	mm	in.
2, 3, 4	57.15	2.25	31.50	1.24	21.59	.85	49.28	1.94
5, 6	57.15	2.25	39.62	1.56	21.59	.85	49.28	1.94
7, 8	57.15	2.25	47.50	1.87	21.59	.85	49.28	1.94
9, 10	71.63	2.82	46.74	1.84	21.59	.85	63.75	2.51



Plug without Latch

Pole	-E-		-F-		-G-		-H-	
	mm	in.	mm	in.	mm	in.	mm	in.
2, 3, 4	53.09	2.09	31.50	1.24	21.59	.85	49.28	1.94
5, 6	53.09	2.09	39.62	1.56	21.59	.85	49.28	1.94
7, 8	53.09	2.09	47.50	1.87	21.59	.85	49.28	1.94



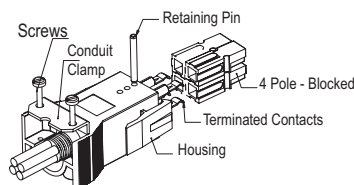
Plug With Latch

Plug Without Latch

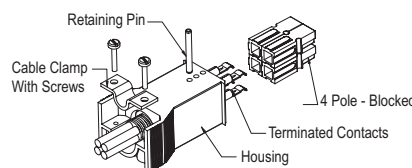
Snap-in Receptacle

Snap-in Receptacle

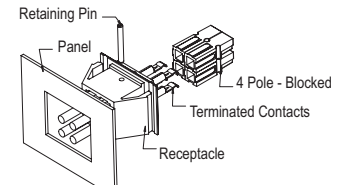
Pole	-J-		-K-		-L-		-M-		Knock-out Size	
	mm	in.	mm	in.	mm	in.	mm	in.	mm	in.
2, 3, 4	38.10	1.50	1.78	.07	19.56	.77	27.94	1.10	25.40 x 31.75	1.00 x 1.25
5, 6	47.75	1.88	1.78	.07	19.56	.77	27.94	1.10	25.40 x 41.15	1.00 x 1.62
7, 8	54.10	2.13	1.78	.07	19.56	.77	27.94	1.10	25.40 x 47.75	1.00 x 1.88
9, 10	61.98	2.44	1.78	.07	19.56	.77	27.94	1.10	25.40 x 55.58	1.00 x 2.19



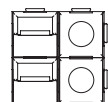
Powerpole® Pak With Latch



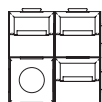
Powerpole® Pak Without Latch



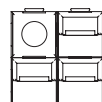
Powerpole® Pak Snap-in Receptacle



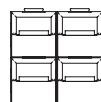
2 Pole Male & Female



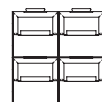
3 Pole Male



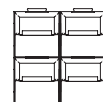
3 Pole Female



4 Pole Male & Female



6 Pole Male & Female



8 Pole Male & Female



10 Pole Male & Female



CSA Certified
File No. LR25154



UL Recognized
File No. E26226

All Data Subject To Change Without Notice

DS-PPPAK REV02